



Z>/E'dkE Wh >/ ^ ,KK>^
-- PROJECTED CAPACITY UTILIZATION --
SCHOOL YEARS 2021-22 TO 2029-30

	2021-22					2022-23					2023-24					2024-25					2025-26					2026-27					2027-28					2028-29					2029-30				
	Enrollment	Capacity	Utilization %	Surplus	Deficit	Enrollment	Capacity	Utilization %	Surplus	Deficit	Enrollment	Capacity	Utilization %	Surplus	Deficit	Enrollment	Capacity	Utilization %	Surplus	Deficit	Enrollment	Capacity	Utilization %	Surplus	Deficit	Enrollment	Capacity	Utilization %	Surplus	Deficit	Enrollment	Capacity	Utilization %	Surplus	Deficit	Enrollment	Capacity	Utilization %	Surplus	Deficit					
Elementary	1,200	1,200	100%	0	0	1,200	1,200	100%	0	0	1,200	1,200	100%	0	0	1,200	1,200	100%	0	0	1,200	1,200	100%	0	0	1,200	1,200	100%	0	0	1,200	1,200	100%	0	0	1,200	1,200	100%	0	0					
Middle	800	800	100%	0	0	800	800	100%	0	0	800	800	100%	0	0	800	800	100%	0	0	800	800	100%	0	0	800	800	100%	0	0	800	800	100%	0	0	800	800	100%	0	0					
High	600	600	100%	0	0	600	600	100%	0	0	600	600	100%	0	0	600	600	100%	0	0	600	600	100%	0	0	600	600	100%	0	0	600	600	100%	0	0	600	600	100%	0	0					
Total	2,600	2,600	100%	0	0	2,600	2,600	100%	0	0	2,600	2,600	100%	0	0	2,600	2,600	100%	0	0	2,600	2,600	100%	0	0	2,600	2,600	100%	0	0	2,600	2,600	100%	0	0	2,600	2,600	100%	0	0					




ARLINGTON PUBLIC SCHOOLS
-- PROJECTED CAPACITY UTILIZATION --
SCHOOL YEARS 2021-22 TO 2029-30




Abingdon
Alice West Fleet
Arlington Science Focus *
Arlington Traditional (at McKinley site)
 Arlington Traditional (at ATS site) **
Ashlawn *
Barcroft
Barrett
Campbell
Carlin Springs
Claremont (Immersion)
Discovery
Dr. Charles R. Drew
Glebe
Hoffman-Boston
Innovation (at Key site) *
Jamestown
Key (Immersion at ATS site)
 Key (Immersion at Key site) **
Long Branch
 (at Reed site) *
 McKinley (at McKinley site) **
Montessori Public School of Arl.
Nottingham
Oakridge
Randolph
Taylor *
Tuckahoe *
Integration Station ⁶
ELEMENTARY TOTAL






Dorothy Hamm
Gunston
Jefferson
Kenmore
Swanson
Williamsburg


ARLINGTON PUBLIC SCHOOLS
-- PROJECTED CAPACITY UTILIZATION --
SCHOOL YEARS 2021-22 TO 2029-30






Abingdon
Alice West Fleet
Arlington Science Focus *
Arlington Traditional (at McKinley site)
Arlington Traditional (at ATS site) **
Ashlawn *
Barcroft
Barrett
Campbell
Carlin Springs
Claremont(Immersion)
Discovery
Dr. Charles R. Drew
Glebe
Hoffman-Boston
Innovation(at Key site) *
Jamestown
Key(Immersion at ATS site)
Key (Immersion at Key site) **
Long Branch
(at Reed site) *
McKinley (at McKinley site) **
Montessori Public School of Arl.
Nottingham
Oakridge
Randolph
Taylor *
Tuckahoe *
Integration Station⁶
ELEMENTARY TOTAL
Dorothy Hamm
Gunston
Jefferson
Kenmore
Swanson
Williamsburg


ARLINGTON PUBLIC SCHOOLS
-- PROJECTED CAPACITY UTILIZATION --
SCHOOL YEARS 2021-22 TO 2029-30



Abingdon
Alice West Fleet
Arlington Science Focus *
Arlington Traditional (at McKinley site)
Arlington Traditional (at ATS site) **
Ashlawn *
Barcroft
Barrett
Campbell
Carlin Springs
Claremont(Immersion)
Discovery
Dr. Charles R. Drew
Glebe
Hoffman-Boston
Innovation(at Key site) *
Jamestown
Key(Immersion at ATS site)
Key (Immersion at Key site) **
Long Branch
Cardinal (at Reed site) *
McKinley (at McKinley site) **
Montessori Public School of Arl.
Nottingham
Oakridge
Randolph
Taylor *
Tuckahoe *
Integration Station⁶
ELEMENTARY TOTAL
Dorothy Hamm
Gunston
Jefferson
Kenmore
Swanson
Williamsburg



ARLINGTON PUBLIC SCHOOLS
-- PROJECTED CAPACITY UTILIZATION --
SCHOOL YEARS 2021-22 TO 2029-30



Abingdon
Alice West Fleet
Arlington Science Focus *
Arlington Traditional (at McKinley site)
 Arlington Traditional (at ATS site) **
Ashlawn *
Barcroft
Barrett
Campbell
Carlin Springs
Claremont(Immersion)
Discovery
Dr. Charles R. Drew
Glebe
Hoffman-Boston
Innovation(at Key site) *
Jamestown
Key(Immersion at ATS site)
 Key (Immersion at Key site) **
Long Branch
Cardinal (at Reed site) *
 McKinley (at McKinley site) **
Montessori Public School of Arl.
Nottingham
Oakridge
Randolph
Taylor *
Tuckahoe *
Integration Station⁶
ELEMENTARY TOTAL
Dorothy Hamm
Gunston
Jefferson
Kenmore
Swanson
Williamsburg

